



Dear Professor Conor Lennon:

Student Opinion of Teaching Questionnaire Results

This form contains evaluation results for INTRODUCTION TO MONEY & BANKING(ECON-0280)-1220.

Attached is a report in PDF format containing your Student Opinion of Teaching Survey results from last term. The report is best viewed and/or printed in color.

The evaluation results are broken down into three distinct categories. The first part of the report shows a breakdown of student responses to the quantitative questions. For each item, the number of students (n) who responded, the average or mean ($av.$) and standard deviation ($dev.$) are displayed next to a chart or histogram that shows the percentage of the class who responded to each option for that question. The percentages are above the number on the rating scale which increases from left to right, i.e. the number 1 equals the least favorable rating and the number 4 or 5 (depending on the scale) equals the most favorable rating. The sum of percentages will equal 100%. A red mark is displayed on the chart where the average or mean is located. To calculate how many students responded to each option, multiply the number of students who answered the question by the percentage for that option. For example, if 14 students answered the question and 50% responded to option 3 then 7 students marked option 3 for that item ($14 \times .50 = 7$). The standard deviation is a common measure of dispersion around the mean that may be useful in interpreting the results.

If your school had previously calculated norms, they will be on OMET's website (omet.pitt.edu).

The second part displays individual comments to each question in the open-ended section of the evaluation. All the responses to the first question will be listed together after the first question and then the responses to the next question will be listed together after the next question, and so on.

The final part gives you a profile of the student responses to the quantitative section of the evaluation. This is a chart listing all of the means for the scaled items with a dashed red line connecting the means.

If the number of respondents for any of the scaled items is fewer than seven, please be cautious in interpreting the quantitative results.

Office of Measurement and Evaluation of Teaching (OMET)

Professor Conor Lennon

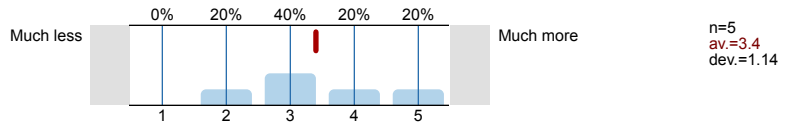
INTRODUCTION TO MONEY & BANKNG(ECON-0280)-12202157_UPITT_ECON_0280_SEC1220
2157_6WK2



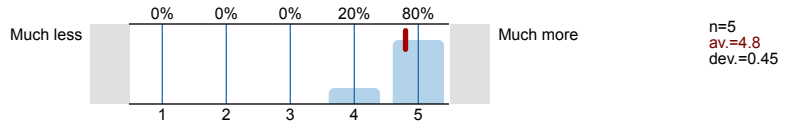
5 RESPONDENTS = 26.32% OF NUMBER REGISTERED

1. SELF RATINGS


1.1) Compared to other courses at the same level, the amount of work I did was:



1.2) In this course I have learned:

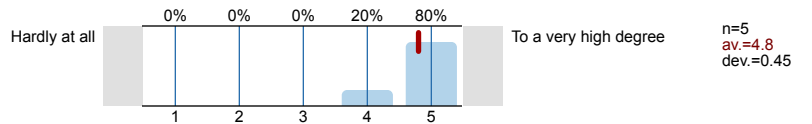


1.3) The grade I expect in this course is:

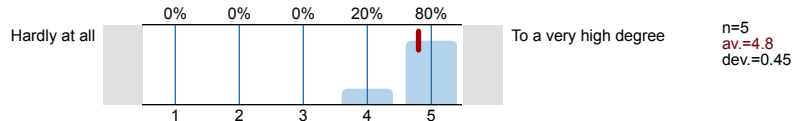


2. TEACHING EVALUATION

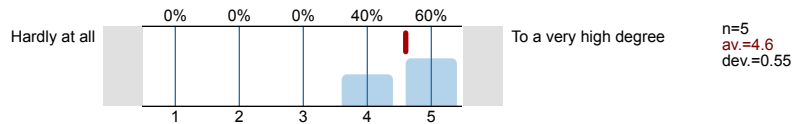
2.1) The instructor presented the course in an organized manner.



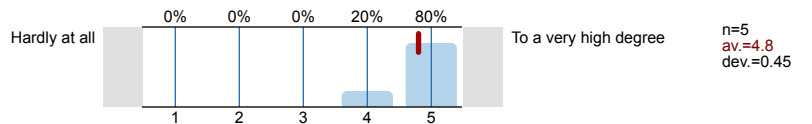
2.2) The instructor stimulated my thinking.



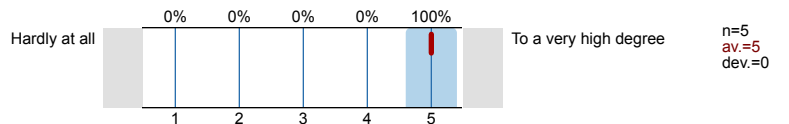
2.3) The instructor evaluated my work fairly.



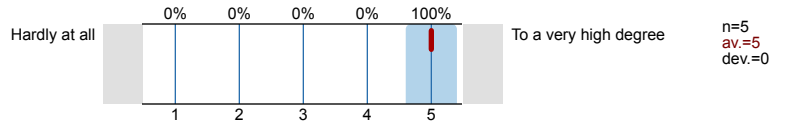
2.4) The instructor made good use of examples to clarify concepts.



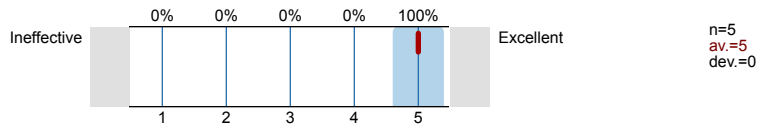
2.5) The instructor maintained a good learning environment.




2.6) The instructor was accessible to students. (Do not answer if no basis to judge)



2.7) Express your judgment of the instructor's **overall teaching effectiveness**:



2.8) Would you recommend this course to other students?




2.9) Would you recommend this instructor to other students?



3. ECONOMICS ADDITIONAL ITEMS

3.1) Did you find your time in class lectures well spent?



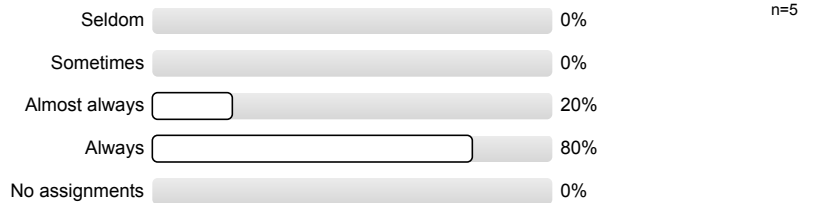
3.2) Were the lectures well organized?




3.3) Did the instructor speak clearly enough to be well understood?



3.4) Did you feel that sufficient information was available from the text, lectures, or other sources to complete the homework assignments?



3.5) How helpful were the homework assignments in improving your understanding of the text and lecture materials?



3.6) This course helped to increase my skills in thinking.



3.7) Compared to most courses I've taken, the instructor treated the students with respect.




3.8) Did you find the tests to be a fair measure of your understanding of the subjects covered in the course?



3.9) Were the classroom size, distance to the blackboard, lighting, and acoustics adequate to the needs of the class?



3.10) If you were to take another economics course, would you consider taking it from the same professor?



4. TEACHING COMMENTS

4.1) What were the instructor's major strengths?

- He is very clear and concise in what he expects and how he teaches that material.
- Lots of knowledge of the subject area, lots of experience teaching the class - and it showed. Prof. Lennon did a wonderful job.
- Very organized lectures that were designed to keep the student active in the class. Good examples of the various topics. I loved the short exercises and podcasts/videos mixed throughout the lecture.

4.2) What were the instructor's major weaknesses?

- He didn't have any that I am aware of. Great teacher, very clear on concepts and deadlines (and understanding if there were issues). I would absolutely recommend him for others to take; too bad he's leaving Pitt!
- None.
- The MyECON lab homework was not useful and somewhat irrelevant.

5. COURSE COMMENTS

^{5.1)} What aspects of this course were most beneficial to you?

- I already had knowledge in a lot of the concepts, but this class was great at expanding on a few of them, mostly in asset value calculations and the like.
- The real-life applicability is very useful.
- Understanding the financial system of the US. Personal finance.

^{5.2)} What suggestions do you have to improve the course?

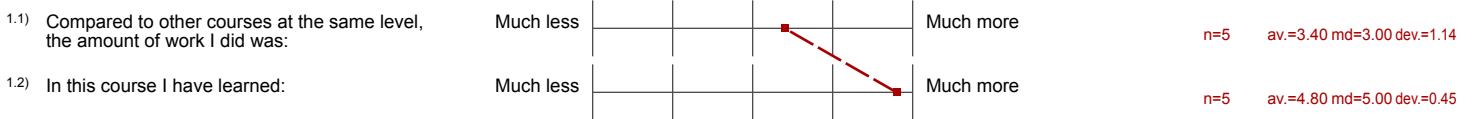
- More podcasts/videos!
- Somehow find a way to keep Conor.
- The MyECON lab homework was not useful and somewhat irrelevant.

Profile

Subunit: **A&S-ECON LOWER LEVEL**
 Name of the instructor: **Professor Conor Lennon,**
 Name of the course: **INTRODUCTION TO MONEY & BANKNG(ECON-0280)-1220 (2157_UPITT_ECON_0280_SEC1220)**
 (Name of the survey)

Values used in the profile line: Mean

1. SELF RATINGS



2. TEACHING EVALUATION

